



Blazing Trail Junctions

Policy Council

November 5, 2019

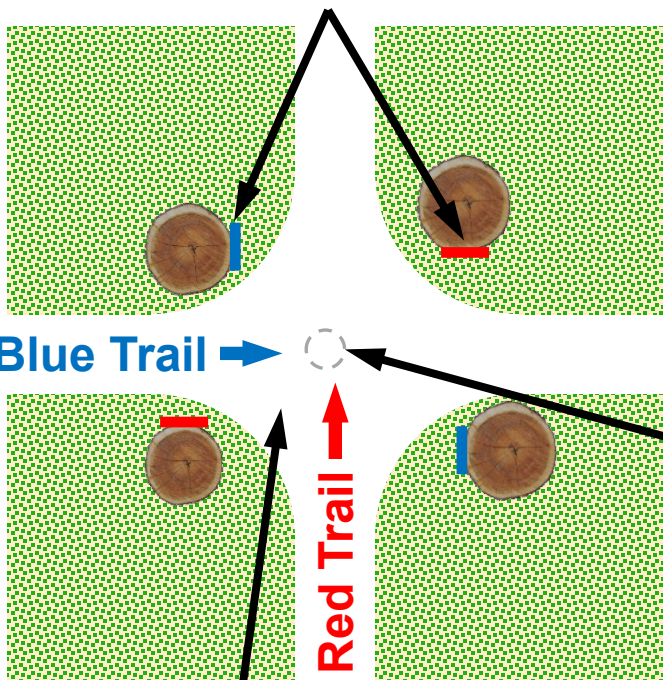


Trail Junctions

- Hikers often miss trail junctions and become lost
- Some simple measures can be very helpful
 - Wider trimming of vegetation, better blazing, signage, cairns
- Some parks use special blazing at junctions
- Your RTC meeting is a good place to talk about the options and how to find the best solution

Making Trail Junctions More Visible

Clear confirmation blazes for both trails



Sign, post, or cairn

- Provide greatest visibility, but can be costly and subject to vandalism
- May be appropriate for major or difficult to find junctions

More foliage clearing near junction



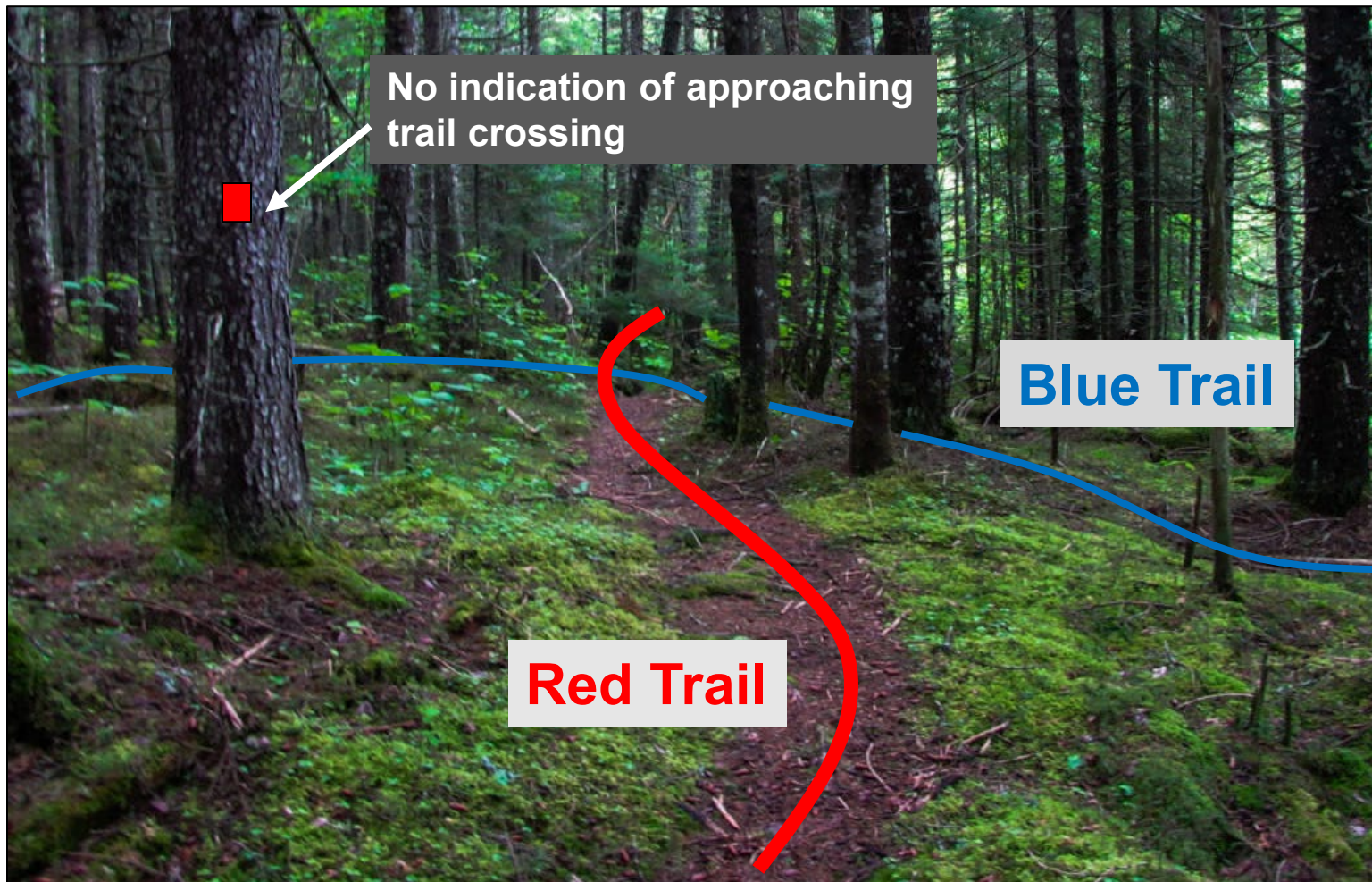
Special Blazes for Trail Junctions

- Some parks use special blazes to mark junctions
- The following pages show some examples
 - There is no universal convention at present
 - These can be useful, but many beginning hikers don't even understand our current blazes
- Trail chair or supervisor must work with the land manager about whether to use special blazes and which to use and must instruct the maintainers



Connecting People with Nature since 1920

Trail Crossing without Special Blazing



No indication of approaching trail crossing

Blue Trail

Red Trail



Connecting People with Nature since 1920

Trail Crossing with Special Blazing



One type of special blaze to indicate the upcoming blue trail crossing


Blue Trail

Red Trail



Connecting People with Nature since 1920


Option 1 (double arrow)





Connecting People with Nature since 1920


Option 2 (two arrows)





Connecting People with Nature since 1920


Option 3 (two horizontal)





Connecting People with Nature since 1920

Option 4 (two vertical)





Connecting People with Nature since 1920

Option 5 (three vertical)

